




Wildlife Stewardship Guide

How to Safely
View and
Photograph
Our Wildlife
and Wildlands



Introduction by
Gen. H. Norman
"The Bear" Schwarzkopf
U.S. Army, Retired



Gen. H. Norman
"The Bear" Schwarzkopf,
National Spokesman for
Grizzly Bear Recovery
& Wildlife/Wildlands
Stewardship Campaign

During my years with the U.S. Army, I traveled all over the world and learned we have something special in North America few other areas have: pristine wildlands and abundant wildlife.

Animals, especially bears, need space just like you and me. Learning to enjoy wildlife from a responsible distance will help ensure that wildlife thrives for years to come. Take the time to learn how to enjoy animals without endangering them or yourself.

Follow the simple tips in this brochure and share what you learn with a friend or family member. If you are a teacher or a youth group leader, teach these techniques to your students or group members and ask them to teach others.

Enjoy your travels in this great land of ours, and remember, it's our responsibility to keep wildlife wild.

Gen. H. Norman Schwarzkopf
U.S. Army, Retired

How Close is Too Close?

Animals that live in parks, forests, and refuges are wild, even though they may look or act tame. Wildlife experts recommend keeping at least 100 yards away from bears and 25 yards from other large animals. Follow local wildlife managers' guidelines.

The consequences of approaching wildlife can be serious. You are responsible for your own safety as well as the safety of wildlife. Wild animals should be allowed to forage for food, care for their young, sleep and play without human disturbance.



ART WOLF

Animals that are approached too closely may:

- run into traffic and get hit by vehicles
- lose footing on cliffs and fall
- be separated from their young or forced to abandon their nests or dens
- become more vulnerable to predators because they are distracted by people or acquire a human scent
- abandon an important food source, reducing their chances for survival

Your safety and the safety of your personal property cannot be guaranteed.




TOM & PAT LEESON

Don't Feed Wild Animals

Feeding animals can put you and the animals in danger.

Wild animals, especially bears, should never be allowed to obtain human food or garbage. Wild animals that receive these "food rewards" just once may become aggressive toward humans. To protect people and their property, these animals may be destroyed by wildlife managers. Keep human food and garbage **away from all wildlife.**



Feeding wildlife is harmful and dangerous.



Litter can harm all animals.

- Animals fed along roads tend to stay near the road, increasing the chances of vehicle-animal accidents.
- Animals used to human food may eat aluminum foil, plastic, or other wrappings. These can severely damage animals' digestive systems and may even cause death.
- Human food may cause tooth decay, ulcers, malformation of horns, arthritis, or other diseases in wild animals.
- Animals may try to eat any item with an odor. Do not leave boxes, wrappers, plastics, or cans of any type where animals can get them.

All Wild Animals Can Be Dangerous

- Many television shows, books, magazines, and advertisements feature people getting close to or feeding wildlife as if this is appropriate behavior. ***Don't be misled***—approaching or feeding wild animals is never appropriate. Giving food to, or approaching wild animals not only interferes with their natural activity, it is the leading cause of conflicts which result in ***serious injury or death to both people and animals.***
- Human conflicts with bears and mountain lions usually receive widespread media attention. However, most conflicts that result in human injury involve other species of wild animals. Conflicts are primarily caused by inappropriate human behavior.
- Many wildland visitors mistakenly believe that there are specific gestures and warning signals wild animals make that will give people time to retreat to safety. Wild animals (including deer, bison, sheep, elk, and moose) are individualistic and unpredictable. Animals that ignore you, look calm, or appear friendly may suddenly and without warning charge or strike out.
- Human injury often occurs when an animal responds to a perceived threat with instinctive ***"fight or flight" behavior***—people get injured simply because they are in the animal's way. A car horn, barking dog, or excited child can trigger an animal into fight or flight behavior.
- Both the females and males of most wildlife species are equally dangerous.
- Although animals may look or act tame, they are wild and may change quickly and unpredictably from passive or "friendly" to aggressive behavior.
- If an animal approaches you, it is your responsibility to move away to maintain a safe distance.

Your safety is your responsibility!



Too close! The animal is surrounded!

Children and Wildlife

Wildlife—unlike zoo, farm, and captive animals—pose special dangers to children. Explain to children the differences between wild and domestic animals so they will know why it is important not to approach, touch, or feed wildlife.

For their own safety, children should:

- always be within close reach and sight of guardians
- avoid playing in or near dense cover
- refrain from squealing or making other animal-like noises while hiking or playing
- be warned not to approach animals, especially baby animals
- never pet, feed, or pose for a photo with a wild animal—even if the animal appears tame



*Too close!
Don't put your
loved ones, yourself,
or wild animals
in danger!*

Wildlife Field Notes

Bison (buffalo)

- weigh up to 2,000 pounds and run up to 35 mph—faster than Olympic sprinters!
- may look tame while standing or grazing quietly, but frequently charge humans without warning
- have killed people by goring them
- vigorously protect their young




Bighorn sheep and mountain goats

- usually live in high-elevation areas with cliffs or rocky outcrops
- have curled horns and slightly curved, sharp horns, respectively



Moose, elk, and deer

- belong to the deer family
- may charge and attack humans who approach them
- are often mistakenly believed to be tame like Bambi
- have killed people by rearing up and striking with their front hooves



Mountain lions

- are rarely seen. Be on the alert if you see a lion more than once.
- may be scared off by a person acting aggressively: yelling, throwing small rocks, or clapping hands

Do not run from or turn your back on a mountain lion.

Chipmunks, squirrels, rabbits, and marmots

- have plenty to eat and should not be fed peanuts or other food
- have bitten and scratched people who have tried to feed them
- may have rabies or hantavirus
- may have ticks that cause Lyme disease or Rocky Mountain spotted fever

Coyotes, raccoons, and foxes

- are not tame, even though they may approach people
- may carry rabies
- are active mainly at night



Snakes

- stay behind rocks and logs and under bushes and leaves. To avoid snakebite, step on top of logs, not over them
- avoid people and usually only bite those trying to pick them up
- should be treated with respect—enjoy watching them from a distance. Do not tease or try to handle them




Along the Road...

- Give animals plenty of space when they are crossing a road.
- Watch for others to follow if a deer or other animal runs in front of your vehicle.
- Do not entice animals to your car with food or throw food at them—this encourages them to frequent the road area, resulting in potentially fatal vehicle-animal accidents.
- Observe or photograph animals, especially bears, from inside your car—do not drive close to animals. All large animals can cause serious damage to your vehicle.
- Park in established turnouts, not on the road.



Animals can easily be startled into "fight or flight" behavior.

Etiquette for Viewing and Photographing Wildlife



- View and photograph from an established observation area or the trail when hiking. If an animal approaches, back away in order to maintain a safe distance.
- Use binoculars, spotting scopes, and telephoto lenses to view and photograph wild animals to avoid stressing them.
- Remain alert to potential danger while viewing or taking pictures.
- Avoid direct eye contact with bears, even through a lens, because it may be interpreted as a challenge or threat.
- Allow other visitors to enjoy wildlife—avoid blocking others' views.
- Stay away from newborn or young animals, nests, and dens.
- Never sneak up on or otherwise surprise an animal, especially a bear.

- Never surround, crowd, chase, or follow an animal—it may respond by charging.
- Never try to get an animal to move to a different location.
- Don't make sudden loud noises around wild animals.
- Watch other people in the area—are they putting you in danger?

Professional photographers get great photos by:

- using appropriate telephoto lenses
- photographing in controlled wildlife management areas with special access permits
- being patient, practicing low-impact photography, and devoting many years to getting desired photos
- using captive and conditioned animals at zoos and game farms
- cropping their photographs



Words of Wisdom

"As I have gotten older—and hopefully wiser—I find myself passing up good shots if I feel my presence will be disruptive. . . . If in any way endanger the health or safety of the species I'm trying to photograph, I simply look for other opportunities. . . . I don't hesitate to ask others to stop if I see animals being stressed or harassed."

—A professional wildlife photographer

Traveling in Bear and Mountain Lion Country

Whether you hike, mountain bike, ride rivers, or horseback ride, there are precautions you should take when traveling through bear and lion country. Following the suggestions below will help make the journey safer for you, your companions, and wildlife.

- Inquire about recent bear and mountain lion activity in the area.
- **Let someone know where you are going** and when you plan to return. Travel in groups and only during daylight hours.
- **Make your presence known** to lions and bears! Call out, clap your hands, or sing loudly, especially around loud streams, on windy days, and in areas of low visibility. Stay extra alert near food sources such as berry patches, and spawning fish.
- Watch for wildlife on the trail ahead of you. Stay on trails to reduce the chance of sudden encounters and to protect habitat.
- Be aware of your surroundings. Look for bear-activity signs: tracks, scat, diggings, torn-up logs, and turned-over rocks.
- **Keep children close to you** and within your sight at all times.
- Carry a bandanna, shirt, or hat to drop to distract an approaching bear or lion. **Do not drop your backpack!** Leave it on for added protection.
- **Avoid taking pets on hiking trails**—it is not advised and often not allowed. If dogs are permitted, keep them on a leash to minimize conflicts with wildlife.



Encounters with Bears or Mountain Lions

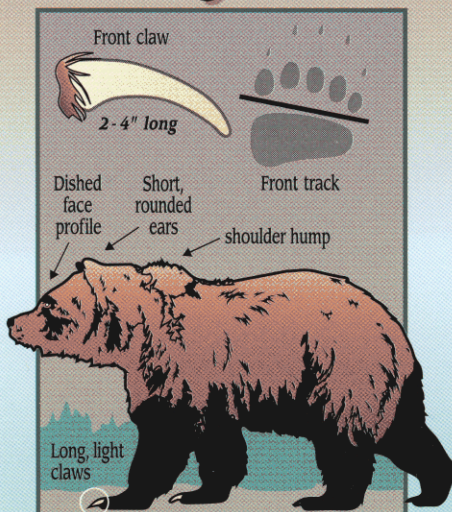
- **Do not run from a bear or lion**—running may trigger an attack. Bears can run faster than racehorses, both uphill and downhill. Talk to the animal in a calm, low voice while slowly backing away.
- Immediately **pick up small children** and stay in a group.
- Contact a wildlife management agency in the area you are visiting to learn about local regulations and guidelines or for additional information about wildlife encounters.

Bear and mountain lion attacks are extremely rare.

However, if you are attacked, most wildlife experts recommend that:

- If a **mountain lion** attacks, fight back aggressively using anything available, including your fists. Stand tall and face the lion.
- If a **black bear** approaches, try to scare it away by shouting, making noise, or throwing small stones. If a black bear attacks, fight back!
- If a **black or grizzly bear** attacks at night while you're in a tent, fight back aggressively with sticks or stones.
- If a **grizzly bear** attacks you during the day, most experts recommend that you play dead: either curl up in a ball or lie face down, using your hands and arms to protect the back of your neck and face, and keep your pack on for added protection. Do not move or make noise until you are sure the bear has left the area.

Grizzly Bear



Black Bear


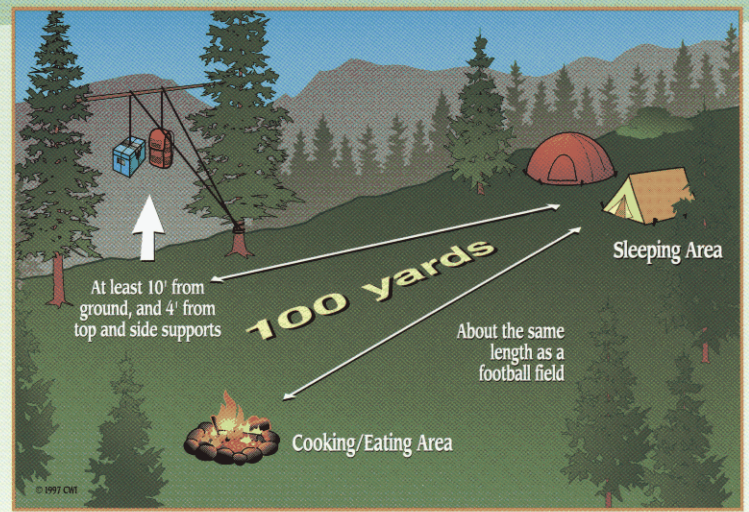


© 1997 CWI

Backcountry Camping in Bear Country

(Follow local regulations)

- Set up cooking, eating, and supply area **at least 100 yards** from your sleeping area. Store food and odorous items by **hanging at least 10 feet above ground and 4 feet from top and side supports** or by storing in approved, bear-resistant containers.
- Select food in **individually sealed packages**. Plan meals carefully to prevent leftovers.
- Store pet food, livestock feed and garbage the same as food. Never bury it; pack it out.



- Strain food particles from dishwater using a fine mesh screen and store with garbage. Dump dishwater at least 100 yards from your sleeping area. **Food odors may attract bears.**
- Keep sleeping bags and tents **completely free** of food, food odors or beverages at all times.
- Store personal items (such as deodorants, toothpaste, make-up, soap, and lotions) with food and garbage when not in use. **Any odorous product may attract bears.**
- **Camp in open areas** away from trails, thick brush, berry patches, spawning streams or carcasses. Sleep in a tent for increased safety.
- **Wash your hands** thoroughly after cooking, eating, or handling fish or game. Always minimize odors.
- Change your clothes before going to bed—**do not sleep in the same clothes you cook in.**
- Rehearse what you and others in your group will do—*day or night*—if a bear appears in your camp or while you're hiking. Review local regulations before your outing.

Campgrounds (Follow local regulations)

Don't be careless with food or garbage when camping in a campground—wild animals, especially bears, **may wander through at any time** of day or night. Wild animals near a campground are more likely to be habituated or food-conditioned (used to people and their food). Having lost their natural fear of humans, these animals often become increasingly aggressive in their attempts to obtain human, pet and livestock food.

- **Protect yourself** and others, and prevent wild animals from obtaining human food and garbage by **keeping a clean camp**. Deposit all garbage in wildlife-resistant trash containers.
- Keep all food and food-related items inside a closed, hard-sided vehicle or special bear-resistant container except when preparing or eating food. **Ice chests, coolers, boxes, cans, tents, and soft-sided campers are not bear-resistant!**
- Store pet food and livestock feed the same as human food, out of reach from bears and other animals.
- **Keep pets on a leash** while with you or inside a cool, well-ventilated vehicle. Pets may threaten and harass wildlife and can lead predators to your camp. Pets are not allowed on hiking trails in most parks and refuges. **Do not leave pets unattended** in mountain lion or bear country!
- Use a flashlight and stay alert when walking in the campground at night.
- Ask campers who are not observing precautions to clean up their camp for the safety of visitors and wildlife.
- **Remove all food and garbage** from campground storage boxes before you leave.



Partners in Wildlife Stewardship

You Can Make a Difference:

The Center for Wildlife Information, in partnership with state and federal wildlife management agencies, produces wildlife stewardship materials and programs to inform the next generation about how to safely and responsibly enjoy our wildlife and wildland treasures, especially bears.

All of our wildlife/wildlands stewardship and bear education materials are provided as *gifts in the spirit of the great bear*.

For a complete list of materials and programs available, write to:

The Center for Wildlife Information
P.O. Box 8289, Missoula, Montana 59807

Colorado Division of Wildlife
Wyoming Game & Fish
Idaho Fish & Game
Montana Fish, Wildlife & Parks
Washington Dept. of Fish and Wildlife
USDA Forest Service
National Park Service
National Forest Foundation
USDI Fish and Wildlife Service
USDI Bureau of Land Management
International Bowhunting Organization
Professional Bowhunters Society
Washington Forest Protection Association
Pope and Young Club
Plum Creek Timber Company
Five Valleys Archery Club
Puget Sound Eyes on Wildlife
Fausel Foundation
Dennis and Phyllis Washington Foundation
International Graphic Arts Education Association



Graduates of wildlife stewardship training program.

We would like to acknowledge the support of teachers, students, scouts, outdoor educators, campground hosts, interpretative specialists and numerous other individuals and organizations who have assisted in developing these educational materials.

To learn more about how you can participate in our national education campaign, or to sponsor local educational programs write or call:

The Center for Wildlife Information, P.O. Box 8289, Missoula, MT 59807
406/523-7750. Visit our website : www.marsweb.com/~rattlesnake/

Center for Wildlife Information

The Center for Wildlife Information is a 501(C)(3) tax-exempt organization. Our funding is from private foundations, corporate foundations, agencies, corporations, community sponsors and individual sponsors.